

# *TURIN PAPYRUS ONLINE PLATFORM (TPOP)*

*Beta Version*

Public Manual



Fondazione Museo delle Antichità Egizie di Torino  
Via Accademia delle Scienze 6  
I-10123 Torino  
Italia

## INTRODUCTION





Welcome to the Turin Papyrus Online Platform (TPOP). For any comments, questions and requests please contact the administrator:

Dr Susanne Töpfer  
[collezione.papiri@museoegizio.it](mailto:collezione.papiri@museoegizio.it)

Nota bene: The best visualization is provided by the **Google Chrome Web Browser** (free download). If problems appear, refresh the browser or clear your web browser's cache.


## What you see first!

### NAVIGATION (LEFT BAR)

-  Materials > Object/Writing 
-  Search
-  [Attribution 2.0 Generic \(CC BY 2.0\)](#)

### MATERIALS

*Search results:*

- A list of records which is based on the basic search query in the “Search mask”. If the “Search mask” is empty, a list of all records will be visible, sorted by modification date.
- The list includes the papyri which are visible to registered users. You can order the list according to inventory number by pressing the arrow key next to “Inventory #”. In the second field you will find a thumbnail image and lastly a field for actions, press the read  button or the inventory number to open the entry.



The “Materials” section also contains sub-sections: “Search mask” (basic search) which can be found at the top of the page. For details see below “Object/Writing”.

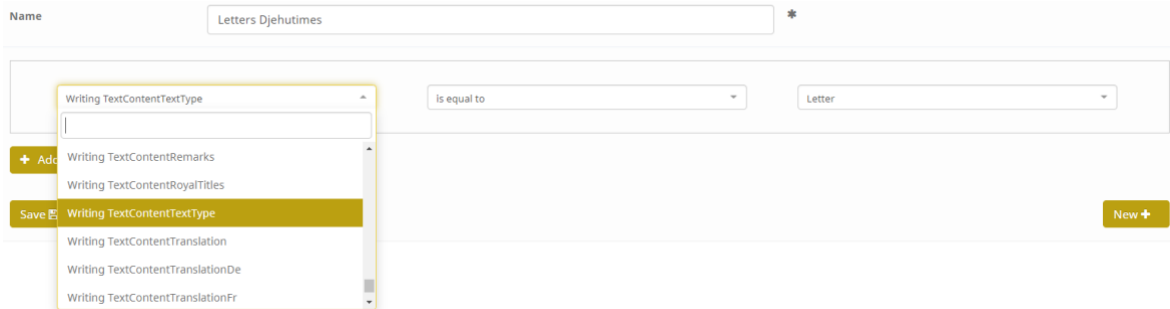
*Search mask:*


- Inventory #: text field, enter the inventory number with or without the type-prefix (Cat., Provv. etc.; see below).
- General description: text field. Will return any papyrus in which the general description has the word you were searching for.
- There are also additional fields to refine your search.

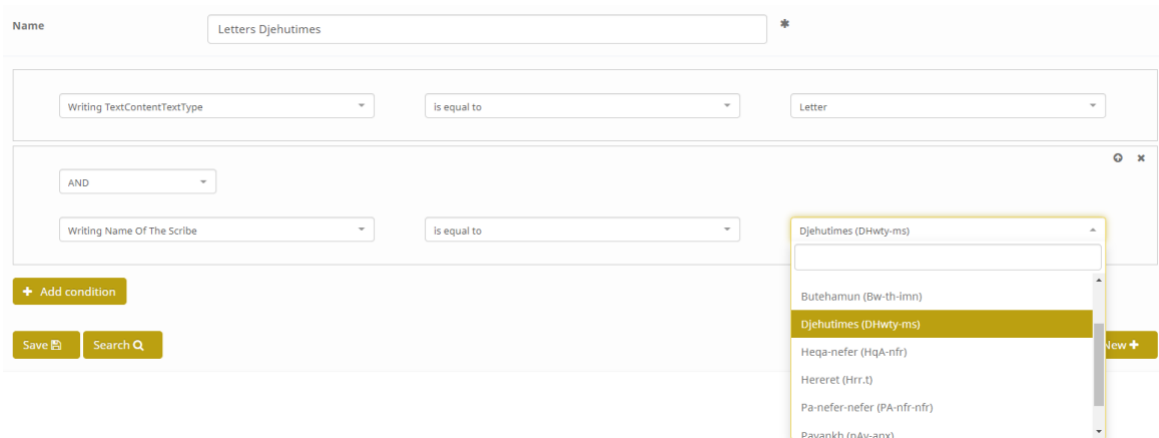
Nota bene: To start the search, you need to click on the button “Search” which can be found on the bottom left of the “Search mask” tab.

SEARCH 

- Complex  search queries can be saved to your personal profile in this section.
- To create a search query, click the button  ; and values need to be specified for each of the three search boxes.
- For complex searches, more conditions can be added by clicking on.



- For example, if you would like to make a complex search to find all of the letters written by the scribe Djehutimes; first give a name to your search e.g. “Letters Djehutimes”, then select in the first field “Writing TextContentTextType”, in the second field select “is equal to” and in the third field select “Letter” from the dropdown list.
- The operator “is not equal to” generates a negative search to exclude certain entries.
- The operator “is equal to” narrows your search down to what is selected in the last field. The operator “contains” generates a search that includes all entries comprising what is selected.
- Then add a second condition by pressing the  button. In the newly shown fields select “Writing Name Of The Scribe” in the first field, “is equal to” in the second field, and “Djehutimes (Dhwty-ms)” in the last field.



- The search results can be saved in an excel-file or printed:
  - the generated xls-list will include information about the inventory number and other numbers, provenance, excavation or acquisition, join, and if there is writing on recto/verso
  - if print is selected, a data sheet with all information will be created (this can be saved as PDF).

## How to read an entry!

Any entry/record is considered as an object on which several texts can be written on.

### OBJECT

The tab “Object” only contains information about the material features of the object. Each individual record in TPOP is identified by a unique number, which can be used to form a **permanent link**, e.g. <http://papyri.museoegizio.it/!809>.

#### *Image Field:*

- The objects are scanned and uploaded as TIFF-files on a one-to-one scale with no alterations.
- Names of images consist of the inventory number(s) + the indication recto or verso (rt/vs) “front side or back side”.
- A click on the thumbnail opens a separate tab.
- Add notes by right clicking (PC)/ right click equivalent (Mac). The notes are visible below the image or when you move the cursor over the pin. You can hide the pins by deactivating the switches in the upper right corner of the navigator.

Note bene: The personal notes are visible to the user only and not to others.

#### *Inventory number:*

- The Museo Egizio in Turin has several **types** of mutually exclusive inventory numbers:
  - Cat. for “Catalogo”, i.e., the numbers assigned to the museum’s objects until their publication in the catalogue by Fabretti et al. (1882), notably including the Drovetti collection;
  - Suppl. for “Supplemento”, for objects acquired after the publication of the catalogue by Fabretti et al., largely from Schiaparelli’s purchases and excavations (1901–1920), but also including objects acquired after his tenure as director of the Museo Egizio (1894–1928);
  - Provv. for “Provvisorio” (temporary), assigned to objects whose original inventory number has not been found;
  - CGT for “Catalogo Generale Torino”, a numbering system which was originally assigned to objects when they were published, but has only been employed more recently for the inventorying of papyri (including unpublished ones);
- The field **Other number** includes:
  - numbers written on the glass frame (such as P.N.) or labels of uncertain meaning attached to the fragments
  - CGT-numbers assigned to joined papyri that also have a Cat.-number (the Cat.-number takes precedence over the CGT number)
  - numbers given in essential publications such as Gardiner, *Late Egyptian Miscellanies* (e.g. LEM 12) or Černý, *Late Ramesside Letters* (e.g. LRL 24).
  - TM-numbers linked to the stable url of <http://www.trismegistos.org>

#### *Measurements:*

- The measurements for height, width and depth (in mm) are given either for the individual object, or for the document as presently mounted with joining fragments. For the details, see the notes in the text field **Remarks**.

*PDF notes:*

- This field contains PDF uploads of documents relative to the object, such as:
  - Fabretti et al., *Catalogo generale* (1882)
  - Pleyte/Rossi, *Papyrus de Turin* (1869-1876)
  - Botti/Peet, *Il giornale della necropoli di Tebe* (1928)
- The “General Remarks” field contains references to the notebooks and manuscripts of Jaroslav Černý etc., as well as to slips of the Berlin Digitized Slip Archive.  
Nota bene: The upload of archive material such as digital slips, notebooks, facsimiles, etc. is envisaged in the near future.

The PDF online reader allows the user to view the files directly in the web browser. The user can print directly from the browser, or download the PDF.

*Provenance:*

- Included here is information about provenance excavation and acquisition. When provenance is not confirmed, names are followed by a question mark.

*Joining objects:*

- All the “Objects” which can be joined together to form a new “Document” are recorded and linked here. By clicking on the inventory number the user will be forwarded to the corresponding object entry in a new window.
- The nature of the relation of the objects (join, direct join, same manuscript) is indicated in the “Relation” field.

**WRITING** 

The tab “Writing” only contains information about scribal practices, text witnesses and drawings. Any document potentially contains several texts on recto and/or verso, which are treated as a different Witness (Text Recto 1, Text Recto 2, Text Verso 1 etc.), each having their own distinctive features (scribal practice, layout, text content, date etc.).

*Text Recto/Verso:*

- Included here is information about the script, editors and its status of translation, transliteration etc.

*State of preservation:*

Details about the number of columns, lines and/or registers of the text.

*Features of writing:*


- This section contains information such as colour of ink, punctuation etc. :

*Scribal practices and layout:*

- The section contains information such as writing utensil, name of scribe etc.:

*Text content:*

- This section contains information such as:
  - Text type; modified version of the thesaurus in the [THOT Project](#).
  - Keywords; modified version of the thesaurus in the [THOT Project](#) and the [Leiden DeM Database](#).

- Personal names; written in transliteration; extended version of the [Leiden DeM Database](#).
- Personal titles written in transliteration; extended version of the [Leiden DeM Database](#) index.
- Deities English spelling with transliteration
- Epithets written in transliteration.
- Place names; English spelling with transliteration
- Pharaoh for the dating, see below “Date”.
- Royal titles written in transliteration
- Dates mentioned
- The fields “**Transliteration**” and “**Translation**” are full text field which can be enlarged by pressing the  button.
- The field “**Hieroglyphs**” can be enlarged by clicking on the image.

*Date:*

- “Date” refers to the time when the text was written down or copied, and not to the date either of the material or of the original text.
- The dates are based on the information provided by the [THOT project](#) with occasional modifications and corrections.
- Dates are assigned on the basis of:
  - dates mentioned in the text
  - palaeography
  - formal criteria

*Bibliographical references:*

- Included are only studies containing references to the text/witness, thus not a complete bibliography of the document. Citations are formatted according to the [OEB](#) guidelines.